


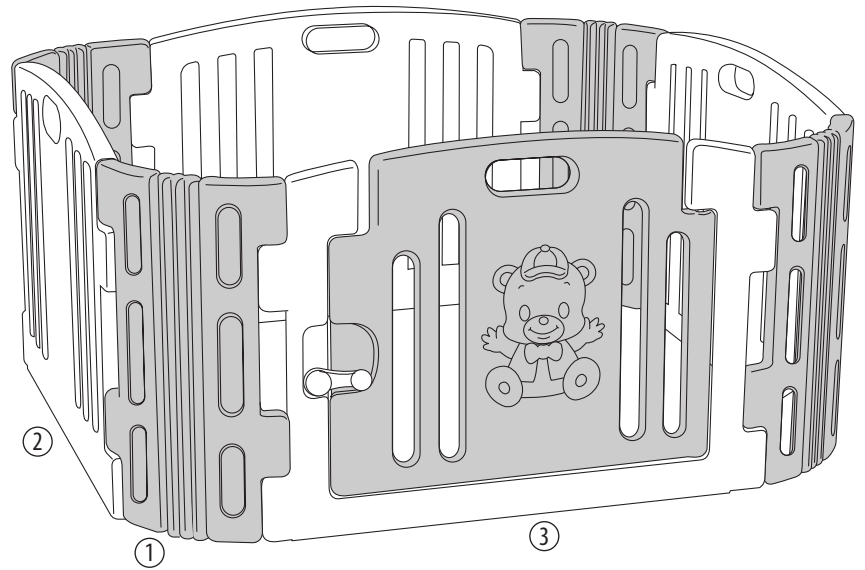
Important, save for later reference



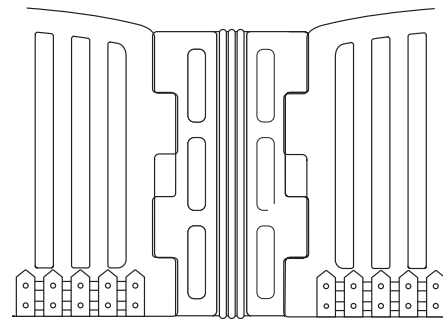
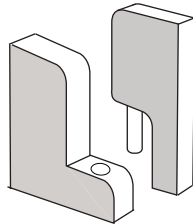
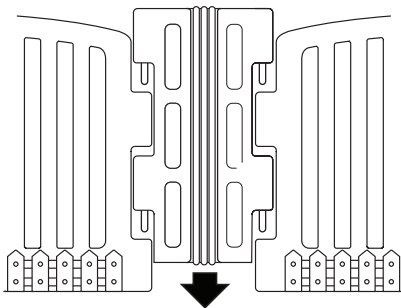
2744 Plastic playpen Scarlett Méd'a

Parts List

- 1 – plastic coupling (4x)
- 2 – side and rear parts (3x)
- 3 – front part (1x)



1 Connect the plastic side and rear parts (2) using a plastic coupling (1). Attention, the clutch must be completely pushed into the plastic part.



Information for customers

- The material used to make the playpen is completely safe.
- The playpen is manufactured according to the Standard for playpens for home use ČSN EN 12227.
- The enclosures are packed in paper cardboard. The packaging is recyclable.
- The supplied playpens are suitable for children under 3 years of age.

Notice

- Do not place the playpen near windows where the child could be strangled by cords from curtains or curtains.
- Do not leave the child unattended in the playpen. **Always supervise the child.**
- Place the enclosure at a sufficient distance from heat sources (radiators, stoves, etc.), sunlight and other heat sources, as well as from electrical sockets, extension cables and other electrical wires and equipment.
- Do not put any sharp objects, cords or hang toys in the playpen with cords, as these could lead to strangulation or damage to the child's health.
- Take care to properly remove the packaging material (foils, plastic, cartons, etc.) out of reach of the child.

- The playpen is treated with surface treatment. The paints used are harmless to health and comply with the requirements of the Decree
- The enclosure is mounted on a flat surface. During use, it is necessary to check the connecting elements, if the playpen is damaged, do not continue to use it.
- Keep the enclosure clean only with a cotton cloth slightly moistened in clean water without any chemical agents.
- Always place the playpen on a horizontal surface so that the playpen does not tip over.
- Always make sure that all fasteners are properly fastened. Damage to the connecting parts could create places where it could leak to pinch or get caught in a part of clothing, for example strings, chains, pacifier ribbons, etc.: this means a risk of injury or strangulation.
- Only an adult is authorized to assemble and handle the enclosure.
- Do not put any other stuffing or other things in the playpen that could allow the child to lean out.

Zdzisław Krajewski - Scarlett

Drahenská ul. 500, Novosedlice u Teplic
tel.: +420 417 535 770, www.scarlett.cz
IČ: 627 44 763